

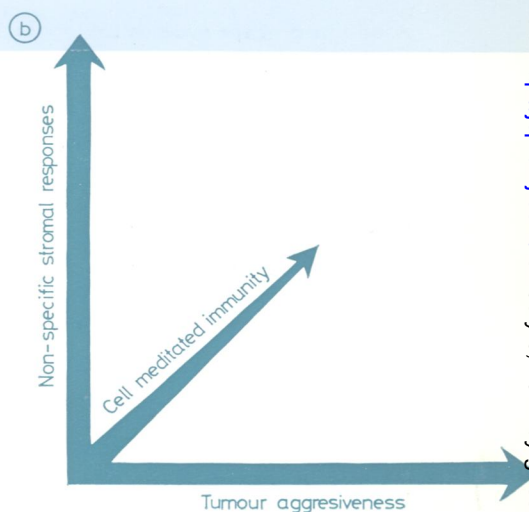
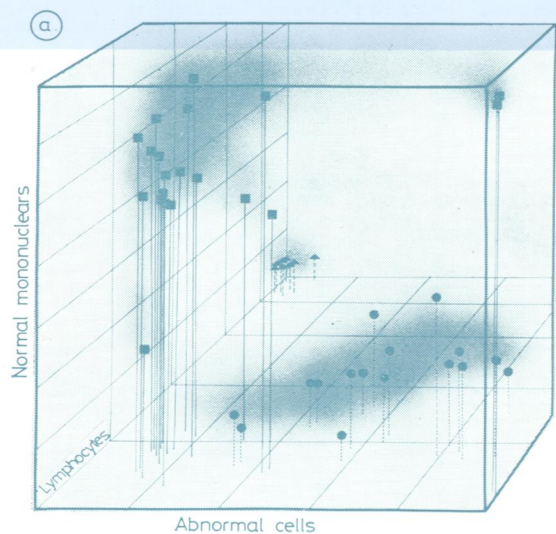

W1  
JO 5896

COP72

# Journal of Clinical Pathology

*The Journal of the Association of Clinical Pathologists*

Vol. 31, No. 6, June 1978



(a) Three-dimensional representation of relative numbers of main cellular constituents in diffuse Hodgkin's disease showing characteristic clustering of findings in each of the three subtypes: ▲ lymphocytic predominance; ■ mixed cellularity; ● lymphocytic depletion. (b) The hypothesis presented in this paper attempts to relate the relative numbers of abnormal mono- and multinuclear cells to tumour aggressiveness, of lymphocytes to specific immunological reaction, and of normal mononuclears to non-specific stromal reaction. See Fig. 3 page 539.