

W/1
JO 5896

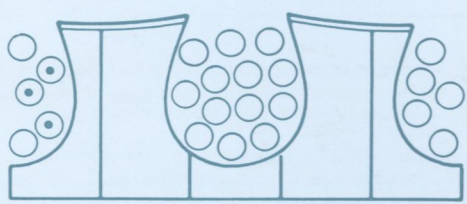
e 3

Journal of Clinical Pathology

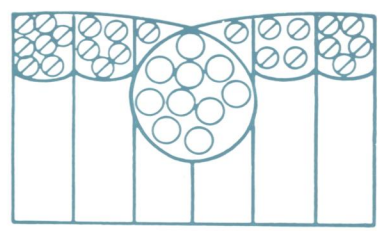
The Journal of the Association of Clinical Pathologists

Vol 33, No 9, September 1980

TYPE I



TYPE IIa



TYPE IIb


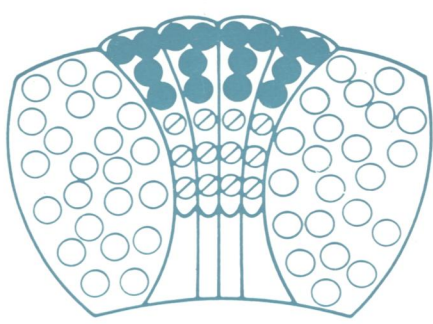


Diagram summarising the mucin histochemistry of intestinal metaplasia and its variants. ⊕ neutral mucins; ⊗ sialomucins; ⊙ O-acetyl sialomucins; ● sulphomucins. See Fig. 6, page 808.