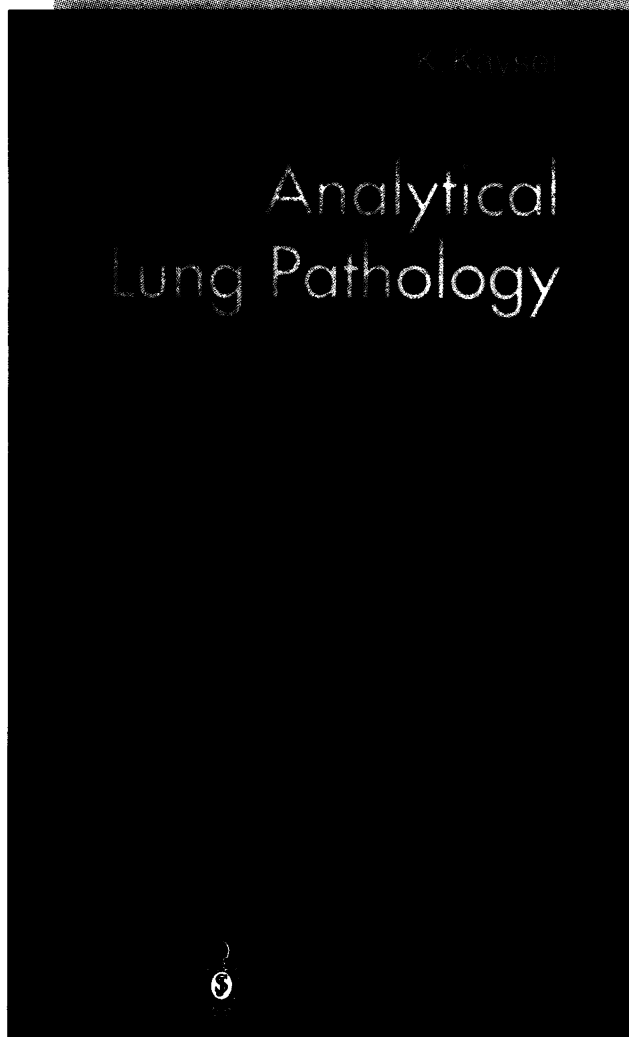


EDITOR: **RAANAN GILLON**

## Date \_\_\_\_\_

Send orders to: **BMJ Publishing Group, BMA House, Tavistock Square, London. WC1H 9JR.**  
or **BMJ Publishing Group, Box No 560B, Kennebunkport, Maine 04046 (Direct Orders Only)**

**Unique guide  
to a fast and accurate  
diagnosis!**




1992. XII, 402 pp. 40 figs.  
Hardcover DM 198,-  
ISBN 3-540-54263-9

Fast and detailed access to information about both common and rare lung diseases make this the ideal reference for lung pathologists. Unlike other sources, this book presents the diseases in alphabetical order; under each disease there is a uniformly structured presentation of its definition, epidemiology, pathophysiology, clinical prognosis, radiology, gross and microscopic pathology, histology, descriptors, special stains, hallmark of diagnosis and differential diagnosis.

Complete coverage is given of disorders induced through drug intake or industrial exposure as well as infectious diseases.

The clinical pathologist will find fast assistance in difficult diagnostic cases and much useful clinical data. The book may also serve as a guide for the analysis of histomorphological images or a guide for additional useful steps in order to assure a certain diagnosis. Researchers will find much new information about aspects of a disease not yet solved. Other physicians interested in chest diseases will find the clear layout easy to use in everyday practice.




Springer-Verlag

□ Heidelberg Platz 3, W-1000 Berlin 33, F.R. Germany □ 175 Fifth Ave., New York, NY 10010, USA □ 8 Alexandra Rd., London SW19 7JZ, England  
□ 26, rue des Carmes, F-75005 Paris, France □ 37-3, Hongo 3-chome, Bunkyo-ku, Tokyo 113, Japan □ Room 701, Mirror Tower, 61 Mody Road,  
Tsimshatsui, Kowloon, Hong Kong □ Avinguda Diagonal, 468-4°C, E-08006 Barcelona, Spain □ Wesselényi u. 28, H-1075 Budapest, Hungary

tm.40.540/A/1

# YOU COULD USE MANY REFERENCES. OR YOU COULD JUST TURN TO THIS ONE



## DIAGNOSTIC CYTOLOGY AND ITS HISTOPATHOLOGIC BASES 4TH EDITION, IN TWO VOLUMES LEOPOLD G. KOSS, M.D. • WITH 11 CONTRIBUTORS

"...a classic in the field  
of cytology..."

—Surgery,  
Gynecology, & Obstetrics

"...the standard text and  
reference..."

—Annals of Internal  
Medicine

"... 'must' reading..."

—Laboratory Management

(All reviews of the third edition)

Recognized by Current Contents as a "Citation Classic"—the most frequently cited and influential work in its field—*Diagnostic Cytology and Its Histopathologic Bases* has been brought up-to-the-minute with a new fourth edition.

Written and edited by one of the founders of the discipline, this landmark text covers all aspects, general principles of cytology, diagnostic cytology of organs, and diagnostic techniques.

**Abundant illustrations help you correlate cytologic findings with their histologic appearance.**

You'll appreciate the wealth of clear photomicrographs that emphasize the features of human cells in health and disease, as well as the 15 full-color plates—7 of them new to this edition.

### New in this edition:

- New chapters on the principles of molecular biology and its application, cell response to injury, immunocytochemistry, image analysis, flow cytometry, AIDS
- Major expansion and restructuring of the chapter on aspiration biopsy as a diagnostic technique
- Major revision of several chapters
- Completely rewritten chapter on the cytogenetics of human tumors
- New material on in-situ hybridization and other new techniques
- Approximately 3,000 new references

To order: Call 1-301-714-2300 or Fax: 301-824-7390.  
Or use the coupon. Lippincott books are also  
available from your health science bookstore  
or Lippincott representative.

1,824 Pages. 1,453 Illustrations,  
including 15 color plates.

149 Tables. Fourth Edition. 1992.

Two-Volume Set (ISBN-0-397-51049-7)

**\$280.00.**

J. B. Lippincott Company  
P.O. Box 1600, Hagerstown, MD 21741-1640

☐ **yes!**

Please send me: Koss  
(ISBN-0-397-51049-7) \$280.00

Name

Address

City

Country  Postal Code

Phone

Signature

☐ Payment enclosed

☐ Charge to:

☐ MasterCard ☐ VISA

☐ American Express ☐ Diner's Club

Card No.

Exp. Date

**Add \$10.00 Shipping and Handling.**  
**Books will be shipped by**  
**Consolidated Air Freight.** ✈

Prices in U.S. funds and subject to change (previously  
promoted in British Sterling). Orders subject to the  
approval of Lippincott. IMPORTANT: If you are using  
a purchase order, please attach this order form.  
152292

APZ13232 KMS

# L I P P I N C O T T

A Wolters Kluwer Company



A School of the University of London

## Royal Postgraduate Medical School Diagnostic Dermatopathology

9-13 November 1992

*A week long course in the histopathology of the skin, designed for pathologists who have to report diagnostic dermatopathology professionally, and for dermatologists who are interested in the histological approach to dermatological diagnosis. The course will be suitable for consultants and registrars in training, and will be oriented towards the differential diagnosis of common dermatological disorders.*

### All major problems will be covered, including:

Eczematous, psoriasiform and lichenoid reactions; vasculitis and panniculitis; metabolic skin diseases; infectious and non-infectious granulomas; viral dermatoses, vesiculo-bullous diseases; epidermal, adnexal and mesenchymal tumours; melanocyte and naevocytic malformations and tumours; benign and malignant lymphoid infiltrates.


### Course teachers include:

Professor N A Wright	Royal Postgraduate Medical School
Dr R Russell Jones	St. John's Dermatology Centre
Dr M M Black	St. John's Dermatology Centre
Dr C Fletcher	St. Thomas's Hospital Medical School
Dr N P Smith	St. John's Dermatology Centre
Dr S Lucas	University College & Middlesex School of Medicine
Dr K Fleming	John Radcliffe Hospital, Oxford
Dr D N Slater	District General Hospital, Rotherham

**Course Organisers:** Professor N A Wright and Dr R Russell Jones

**Course fee (inc. catering):** £330.00

*Application forms from:* Wolfson Conference Centre, Royal Postgraduate Medical School, Du Cane Road, London W12 0NN.  
Telephone: 081 740 3117/3245. Fax: 081 740 4950.



**2nd edition  
June 1992**

*Rights and Responsibilities* provides a practical guide to the law as it affects doctors. It aims to cover the main areas that are of interest and concern to most doctors. Designed as a handbook, the style affords easy access to individual topics and

offers succinct but comprehensive advice. As well as doctors, medical students, health service administrators, lawyers with an interest in medical law, local authority officers, and others with an interest in the legal aspects of medicine will find this book invaluable.

UK £10.95; Abroad £13.00 (BMA members £9.95 or £12.00) including postage, by air abroad.

Please enclose payment with order or send full details of American Express, Mastercard or VISA credit card.

**Available from: BRITISH MEDICAL JOURNAL, PO Box 295, London WC1H 9TE, major medical booksellers or the BMJ bookshop in BMA House.**

## Urgent need for action

# HEALTH AND THE ENVIRONMENT

Man's disastrous effect on the environment is now all too apparent, and governments are at last discussing problems and beginning to take action. But what are the effects of environmental pollution on health? *Health and the Environment* sets out the facts, looking at the health implications of the population explosion, global warming, ozone depletion, and air and noise pollution, and putting into perspective fears about waste disposal, radiation, and the safety of drinking water. Originally published in the *BMJ*, this collection of articles identifies environmental pollution as a major public health issue, and is valuable reading not only for health professionals but for everyone interested in the future of the planet.

**Published June 1992**

UK £7.95; Abroad £9.50

BMA members: UK £7.45; Abroad £9.00

including postage by air abroad

**Available from: BRITISH MEDICAL JOURNAL, PO Box 295, London WC1H 9TE, medical booksellers or the BMJ bookshop in BMA House (book tokens accepted, UK only).**

Please send me \_\_\_\_\_ copy/ies of

**HEALTH AND THE ENVIRONMENT**

I enclose \_\_\_\_\_ BMA Membership No \_\_\_\_\_

Please make cheques payable to **British Medical Journal**

Debit my credit card (please tick box)

☐ Visa ☐ American Express ☐ Mastercard

Card No \_\_\_\_\_

Card expiry date \_\_\_\_\_

Signature \_\_\_\_\_

NAME \_\_\_\_\_

ADDRESS \_\_\_\_\_

\_\_\_\_\_ POSTCODE \_\_\_\_\_

☐ Please send me a BMJ book catalogue



## Broadsheets prepared by the Association of Clinical Pathologists

### Just Published

- 131 Hirsute women: Should they be investigated? 1991 JH BARTH

### Recent Publications

- 130 Gross examination of bladder specimens 1991 MC PARKINSON, C FISHER  
129 Isolation and identification of *Listeria monocytogenes* 1991 KG KERR, RW LACEY  
128 Laboratory methods for diagnosing cryptosporidiosis 1991 DP CASEMORE  
127 Measurement of catecholamines and their metabolites in urine 1991 C WEINKOVE

## *Other Broadsheets are still available for purchase*

- 126 Examination of specimens of the larynx 1990  
L MICHAELS

- 125 Bacteriological diagnosis of diphtheria 1990  
K BROOKS, DHM JOYNSON

- 124 Examination of faeces for bacterial  
pathogens 1990 SJ PEDLER, KE ORR

- 123 Examination of lung specimens 1990 AR GIBBS,  
RME SEAL

- 122 Platelet function testing 1989 RA HUTTON,  
CA LUDLAM

- 121 Investigation of meningococcal disease 1989  
KAV CARTWRIGHT, DM JONES

- 120 Guide to diagnosis of inborn errors of metabolism in  
district general hospitals 1989 ANNE GREEN

- 119 Simple tests to detect poisoning 1988 B WIDDOP

- 118 Laboratory investigation of paraproteinaemia 1988  
PAMELA G RICHES, JR HOBBS

- 117 Detection of antibodies to double stranded DNA and  
extractable nuclear antigen 1987 DA ISENBERG,  
PJ MADDISON

- 116 Examination of breast specimens 1987  
WV BOGOMOLETZ, JD DAVIES

- 115 Staining of normal and pathological elastic fibres  
1986 SL MERA, JD DAVIES


*Earlier Broadsheets may still be available from the author. A full list can be obtained from the Publications Secretary, Association of Clinical Pathologists, 221 Preston Road, Brighton BN1 6SA.*

### Prices

INLAND One copy, £2.50; 2-10 copies (of any one broadsheet or reprint), £2.00 each; 11-100 copies (of any one), £1.75 each; 101 plus copies (of any one), price to be agreed; Authors (over 50 free copies), £1.25 each.

OVERSEAS One copy, \$6.75; 2-10 copies (of any one broadsheet or reprint), \$5.25; 11-100 copies (of any one), \$3.75; 101 plus copies (of any one), price to be agreed.

Authors (over 50 free copies), \$2.25. Prices include postage but air mail will be charged extra. Trade discount 10%. All orders (and all changes of address of regular subscribers) should be sent to the Publishing Manager *Journal of Clinical Pathology*, BMJ Publishing Group, BMA House, Tavistock Square, London WC1H 9JR.



## TWO GOOD REASONS THAT REFLECT **our strength in the laboratory**

**Quality** - the reputation and resources of Bayer Diagnostics ensure the quality of an unrivalled range of biochemistry, haematology and histology products. A quality guaranteed through continuing innovation, research, development and commitment to our products.

**Service** - comprehensive back-up that includes after sales support, service and financial options, each tailored to your own specific needs. All evidence of an undertaking to build long-term partnerships with our customers.

Nothing less than you would expect from the largest diagnostics company in both the UK and Europe. Which is why we can say with confidence, look no further.

**Bayer Diagnostics** 

**AMES TECHNICON**