

St. Mark's & Northwick Park Hospitals



5th October 1995

Intestinal Pathology Workshop at Northwick Park

A one day meeting for consultants and senior registrars with microscopy workshops to which participants are invited to submit an interesting case of their own

Topics:

**Small Bowel Ulceration
Undiagnosable Colitis
Diverticular Disease & Inflammation
New ideas on dysplasia**

Speakers:

Professor C A Cuvelier (Gent)

Dr A B Price (Northwick Park Hospital)

Dr N A Shepherd (Gloucester)

Dr I C Talbot (St Mark's Hospital)

**Approved for 4 CME credits by
the Royal College of Pathologists**

Fee £85, including refreshments

Apply to:

**Miss Justina Tulloch
The Academic Institute
St. Mark's Hospital
City Road
London EC1V 2PS
Tel: 0171 601 7955**

Senior Lectureship in Forensic Pathology

(Limited-Term Appointment - 3 Years)

Department of Pathology

School of Medicine

Vacancy UAC.579

Forensic Pathology is organised as a Section within the Department of Pathology. The Forensic Section comprises one Associate-Professor and two Senior Lecturers. It provides the Coronial Pathology service for the greater Auckland area (population 1,000,000). The Department of Pathology also includes one Professor of Anatomical Pathology (Head of Department), three Senior Lecturers in Anatomical Pathology, one Professor of Experimental Pathology, a Senior Lecturer in Pathology and two Senior Research Fellows. The Section of Oncology is administratively incorporated within the Department of Pathology and includes an Associate-Professor, a Senior Research Fellow and a research group investigating anti-cancer therapy in close association with the Cancer Research Laboratory.

Candidates must hold a medical qualification registrable in New Zealand together with a recognised postgraduate qualification in Pathology (eg FRCPA or MRCPATH), or near completion of such a qualification.

Commencing salary (per annum) will be established within the range NZ\$70,000 - NZ\$90,000.

Further information, Conditions of Appointment and Method of Application should be obtained from Appointments (43877), Association of Commonwealth Universities, 36 Gordon Square, London WC1H 0PF (tel. 0171 387 8572 ext. 206; fax 0171 813 3055; email appts.acu@ucl.ac.uk); or from the Academic Appointments Office, University of Auckland, Private Bag 92019, Auckland, New Zealand (tel. [64 9] 373 7599 ext. 5789; fax [64 9] 373 7023). Three copies of applications should be forwarded to reach the Registrar by 19 June 1995.

Please quote Vacancy Number UAC.579 in all correspondence.




New Zealand

The University has an equal opportunities policy and welcomes applications from all qualified persons

A School of the University of London

Royal Postgraduate Medical School



Diploma in Clinical Pathology

This course is designed to provide an advanced training in one or more disciplines of clinical pathology. It is a modular course (Chemical Pathology, Haematology, Histopathology, Immunology and Microbiology) taught on a full-time basis. Each module lasts for approximately five months: the MICROBIOLOGY and IMMUNOLOGY modules are taught every year between February and July; the remaining three modules are offered in alternate years, HAEMATOLOGY in the even years (1996, 1998, etc) and HISTOPATHOLOGY and CHEMICAL PATHOLOGY in the odd years (1995, 1997, etc) in the months October to February.

In order to be awarded the Diploma in Clinical Pathology a candidate must pass the University of London's examination in two of the five subjects. Each module is also available as a post-experience course in its own right for which students may register without being candidates for the Diploma.

Chemical Pathology

This module provides good grounding in the biochemical and molecular bases of disease, modern analytical methods used in laboratory diagnosis, and the selection, performance and interpretation of diagnostic tests. It includes sections on: principles of laboratory practice and quality assurance; kidney functions - liver functions; fluid, electrolytes, acid/base balance; endocrinology - clinical enzymology; lipids, proteins; paediatric biochemistry and inborn errors of metabolism; molecular biological techniques in disease investigations.

The Chemical Pathology module provides the ground-work for candidates intending to enter for higher degrees and diplomas, including those of the Royal College of Pathologists, and is also recognised as the first part of the RPMS Diploma in Chemical Pathology.

Haematology

This module covers both laboratory and clinical aspects of diagnosis and management of blood diseases.

The course consists of an intensive programme of formal lectures, laboratory practicals with detailed protocols, slide seminars, clinical case discussions and research seminars. The following topics will be included: principles of laboratory practice and quality assurance; blood cell morphology; molecular biology of blood cells; erythropoiesis and anaemias; leucocytes and leukaemias; lympho-proliferative disorders; morphology and pathology of the bone marrow; haemostasis; haemolytic disorders; immunohaematology and blood transfusion.

Histopathology

This module is designed to give a comprehensive coverage of systemic pathology, consisting of: 2 weeks of training in modern histological techniques, 2 weeks in cytopathology and 15 weeks in diagnostic histopathology. There are extensive reference and homework slide sets and time is given to slides seminars where practical problems and differential diagnoses can be discussed. Instruction in macroscopic pathology and autopsy techniques is also included.

Immunology

This module provides an advanced academic and laboratory training in: modern cellular and molecular immunology, with emphasis on the interface between the basic and clinical aspects of the subject; a range of modern immunological techniques - including monoclonal antibody and DNA technology as well as more traditional methods; the clinical applications of these techniques - as in immunoassays, differential diagnosis, cell sorting, clinical transplantation and tumour imaging.

Microbiology

This module consists of 4 weeks of training in systematic bacteriology and microbial genetics, 8 weeks in clinical bacteriology and 5 weeks in clinical virology. Medical mycology and parasitology will also be included in the course. Much of the course is spent in practical exercises designed to give experience in all branches of clinical microbiology as actually practiced in a service laboratory. Aspects of laboratory administration and the control of hospital infections will be included.

For application forms and further details, please contact:

The School Registry, Royal Postgraduate Medical School, Hammersmith Hospital, Du Cane Road, London W12 0NN.

Tel: 0181-740-3118; Fax: 0181-743-6764.

The RPMS is an exempt charity and a national centre of excellence in medical research and postgraduate teaching



LIFE SCIENCE
JOURNALS



The Journal of Pathology

The Journal of the Pathological Society of Great Britain and Ireland

INDEXED OR ABSTRACTED IN

- BIOMED Database (ISI)
- BIOSIS
- CAB Abstracts
- Cambridge Scientific Abstracts
- Chemical Abstracts Service
- Current Awareness in Biological Sciences
- Current Contents/Clinical Medicine
- Current Contents/Life Sciences
- Excerpta Medica
- Index Medicus
- Index Veterinarius (CABI)
- Leprosy Research Foundation
- Medical and Psychological Previews (MPPS)
- NIOSHTIC Database
- Oncology Information Service
- Reference Update
- Research Alert (ISI)
- Review of Medical and Veterinary Mycology (CABI)
- Science Citation Index (ISI)
- SCISEARCH Database (ISI)
- Veterinary Bulletin (CABI)
- VINITI Academy of Sciences

EDITOR-IN-CHIEF

Professor P.G. Toner
Institute of Pathology
The Queen's University
of Belfast
Grosvenor Road
Belfast

SUBSCRIPTION DETAILS

12 issues per annum published in 3 volumes

Volumes 175-177 (1995) US\$525.00

(Price includes postage, packing and handling charges worldwide)

SAMPLE COPY REQUEST FORM

PLEASE PRINT

Name _____

Address _____

Signature _____

Date _____

PLEASE SEND ME:

- A free sample copy with subscription details
- Notes for contributors
- An advertising media pack

Please keep me informed of books in my subject area which is:

RETURN TO:

Subscription Dept. 'C', John Wiley and Sons
Inc, 605 Third Avenue, New York, NY 10158,
USA

OR TO:

Rachel Green, John Wiley and Sons Ltd,
Baffins Lane, Chichester, W. Sussex,
PO19 1UD, UK

FAX: (01243) 770225


Attention: Rachel Green

PHONE: (212) 850 6088 (in US)

(01243) 770400 (in UK)

+44 243 770400 (elsewhere)

- If you do not wish to receive mail from other companies,
please tick box and return this form to the UK address
above



*Now you can find the information
you really need...*


Evidence-Based Medicine

Editors: B Haynes & D Sackett

With 2 million new papers published each year how can you be sure you read all the papers essential for your daily practice, and how can you be sure of the scientific soundness of what you do read? One answer to this dilemma is practising evidence based medicine, basing clinical decisions on the best available scientific evidence.

To meet this need the BMJ Publishing Group together with the American College of Physicians is launching a new journal - *Evidence - Based Medicine*. This new journal is a development of the ACP Journal Club.

Published bi-monthly *Evidence - Based Medicine*, will survey a wide range of international medical journals (at least 50) to identify the key research papers that are scientifically valid and relevant to practice.



Launching in September 1995, *Evidence-Based Medicine* will:

- use scientific criteria to select the abstracts from the most important papers from the world's leading journals
- select only those papers which have a direct message for practice
- provide commentaries on the abstracts which will make clear the importance of the papers
- supply educational material to teach you about evidence based medicine
- cover all medical advances that are really important
- cover internal medicine, and the major specialties, including general surgery, paediatrics, obstetrics & gynaecology, psychiatry, general practice, anaesthesiology and ophthalmology.

ACIP

Annual Subscription Rate (Volume One, 7 issues - 1995-96)
BMA Members Rate: £35, Personal Rate: £50, Institutional Rate: £80

BMJ
 Publishing Group

Order Form

Evidence Based Medicine ISSN 1357-5576 Publication: Bi-monthly
 1995 Subscription Rate: £80 (institutional), £50 (personal), £35 (BMA members)

Please Tick:

- Please enter my subscription start date
- Enclose a cheque or
- Enclose a British Medical Journal
- Please send me a sample copy
- I wish to pay by credit card
- American Express/Visa (Barclaycard)/Mastercard (delete as appropriate)

Card No.

Expiry date

Signature

(Your signature is essential when paying by credit card)

Name

Address

Please tick this box if you do not wish to receive further information

Please tick this box if you do not wish to receive further information

BMJ Publishing Group, Journals Marketing Department, PO Box 299, London WC1H 9JP UK Tel: 0171 383 6270 Fax: 0171 383 6041

BMJ Publishing Group, PO Box 408, Franklin, MA 02038, USA Tel: 1-800-2-FON BMJ Fax: 1-800-2-FAX BMJ



Broadsheets prepared by the Association of Clinical Pathologists

Just Published

144 The investigation of hypercalcaemia 1994 PL SELBY, PH ADAMS

Recent Publications

143 Detection of autoantibodies to neutrophil cytoplasmic antigens 1994 RJ LOCK

Other Broadsheets are still available for purchase

142 Measurement of carbon monoxide and cyanide in blood 1993 RW MAYES

141 Role of endocrine biochemistry laboratories in the investigation of infertility 1993 GH BEASTALL

140 Techniques in pulmonary cytopathology 1993 JA YOUNG

139 Post mortem techniques in the evaluation of neck injury 1993 P VANEZIS

138 Gross examination of uterine specimens 1993 J SCURRY, K PATEL, M WELLS

137 Obtaining samples at post mortem examination for toxicological and biochemical analyses 1993 ARW FORREST

136 Detection and importance of anticardiolipin antibodies 1993 MA KHAMASHTA, GRV HUGHES

135 Isolation and identification methods for *Escherichia coli* and other Vero cytotoxin producing strains 1993 HR SMITH, M SCOTLAND

134 How to harvest bone marrow for transplantation 1992 R JONES, AK BURNETT

133 Gross examination of the stomach 1992 N SCOTT, P QUIRKE, MF DIXON

132 Gross examination of the large intestine 1992 JP SHEFFIELD, IC TALBOT

131 Hirsute women: Should they be investigated? 1991 JH BARTH

130 Gross examination of bladder specimens 1991 MC PARKINSON, C FISHER

129 Isolation and identification of *Listeria monocytogenes* 1991 KG KERR, RW LACEY

128 Laboratory methods for diagnosing cryptosporidiosis 1991 DP CASEMORE

127 Measurement of catecholamines and their metabolites in urine 1991 C WEINKOVE

Earlier Broadsheets may still be available from the author. A full list can be obtained from the Publications Secretary, Association of Clinical Pathologists, 221 Preston Road, Brighton BN1 6SA.

Prices

INLAND One copy, £2.50; 2-10 copies (of any one broadsheet or reprint), £2.00 each; 11-100 copies (of any one), £1.75 each; 101 plus copies (of any one), price to be agreed; authors (over 50 free copies), £1.25 each.

OVERSEAS One copy, \$6.75; 2-10 copies (of any one broadsheet or reprint), \$5.25; 11-100 copies (of any one), \$3.75; 101 plus copies (of any one), price to be agreed.

Authors \$2.25. Prices include postage but air mail will be charged extra. Trade discount 10%. All orders (and all changes of address of regular subscribers) should be sent to the Publishing Manager · *Journal of Clinical Pathology*, BMJ Publishing Group, BMA House, Tavistock Square, London WC1H 9JR.