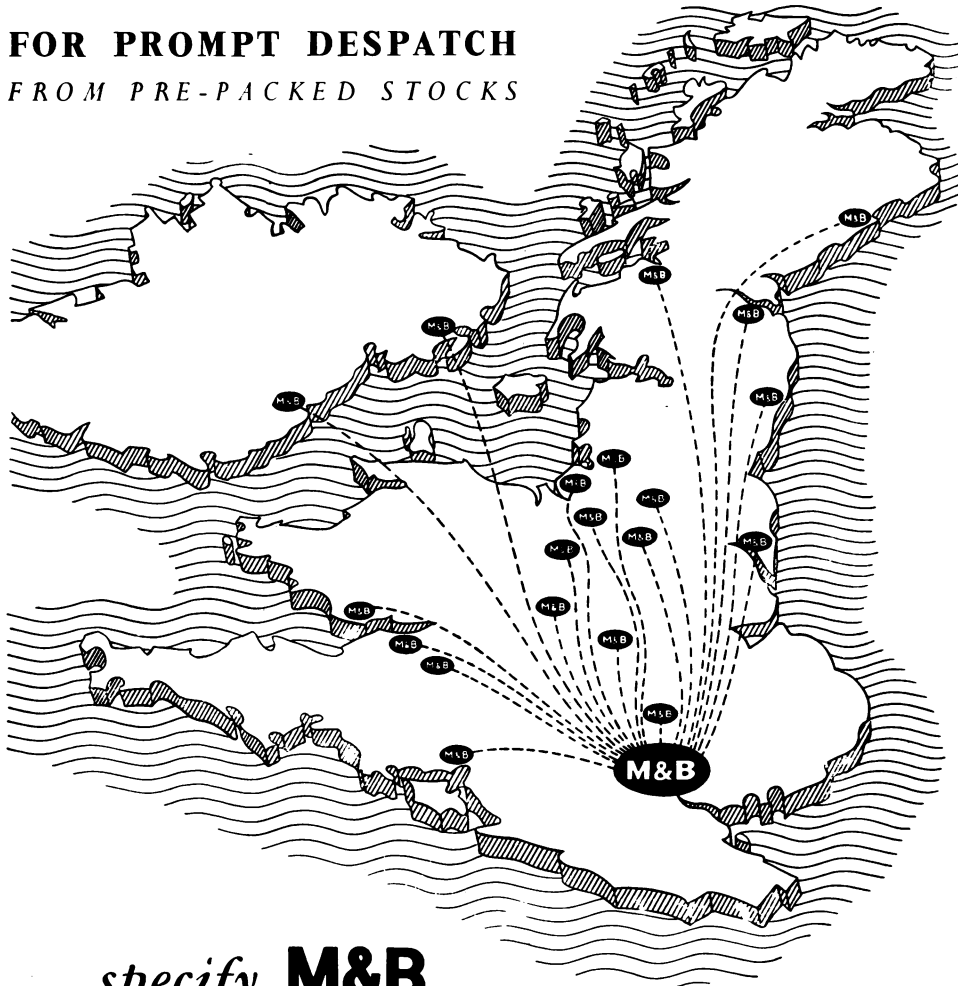


FOR PROMPT DESPATCH
FROM PRE-PACKED STOCKS



....specify **M&B**

The containers of **M&B** Laboratory Chemicals and Reagents are standardized to those sizes in most regular demand, and pre-packed stocks of every item are held at Dagenham and by stockists throughout the country. In this way, we are able to ensure that orders are promptly dealt with.

The range comprises over 500 different specifications, each of which is carefully checked in manufacture and clearly printed on the appropriate label. Specially designed containers provide maximum protection in transit and storage, and plastic screw-caps are fitted for convenience in handling.

M&B brand

**LABORATORY
 CHEMICALS
 AND
 REAGENTS**

manufactured by: **MAY & BAKER LTD · DAGENHAM · ENGLAND** · Phone: *1LFord 3060 · Ext. 40*
 LA 30

Associated Houses: **Bombay · Lagos · Montreal · Port Elizabeth · Sydney · Wellington** · Branches and Agents throughout the World


OF BRITISH DESIGN AND MANUFACTURE

THE *Elliott*

AUTOMATIC
TISSUE PROCESSOR

FEATURES :—

- Simplicity in Handling.
- Clean Design.
- Robust Construction.
- Flexibility.
- Delayed Start Mechanism (for 48 Hour Treatment)
- Alarm Circuit to protect Specimens.
-



SAVES :—

BED HOURS

By enabling processing to be carried on over night and weekends.

MAN-POWER

By freeing the Technician of slow routine.

WORRY

By doing its job without supervision and by guaranteeing comparable results.

EXPENSE

By its low initial and running costs.

Brings you at LOWER COST the full advantages of AUTOMATIC FIXATION—DEHYDRATION—INFILTRATION and STAINING OF HISTOLOGICAL SPECIMENS.

Further particulars upon application to the makers :—

Elliott's Liverpool Ltd.,

Scientific Instrument Makers. Laboratory Furnishers.

351, AIGBURTH RD., LIVERPOOL, 17.

Phone : LARK LANE 1172.

'THE COMPLETE TREATMENT'

In medical photography, as in medicine itself, there is nothing like "the complete treatment" for getting results. ILFORD sensitised materials, colour filters and processing chemicals are all excellent when considered on their individual merits, but when they are used together the medical photographer reaps the extra benefit to be derived from products each of which is designed to supplement the good qualities of the others.

ILFORD Sensitised Materials


There are ILFORD plates and films for every type of medical photography. Among the more widely used varieties, HP3 is unrivalled for work in the operating theatre and wherever extremely high speed is required; Selochrome is particularly recommended for the photography of superficial skin diseases.

ILFORD Colour Filters

The extremely comprehensive range of ILFORD filters covers every need of the medical photographer by affording precise control over the monochrome rendering of colour values throughout the visible spectrum. By appropriate selection of sensitised material and filter, colour contrast may be emphasized or reduced as required.

ILFORD Photographic Chemicals

Packed developers and fixing salts, made up to well-tried ILFORD formulæ and requiring only to be dissolved in water before use, are available in convenient quantities for processing plates, films and papers. Their use ensures the absolute consistency so essential in every branch of medical photography.



ILFORD

Plates · Films · Filters · Chemicals

FOR MEDICAL PHOTOGRAPHY

ILFORD LIMITED · ILFORD · LONDON

the papanicolaou stains for early cancer detection

Early cancer diagnosis by cytologic methods is now widely recognised as a most useful procedure. Accurate diagnosis of pelvic malignancy in women is possible (in the hands of competent experts) with the Papanicolaou Method of obtaining, fixing, and staining utero-vaginal smears. Extremely low rates of diagnostic error have been reported in published series totalling several thousands of cases.

Successful application of the Papanicolaou cytologic method of cancer diagnosis to other body fluids including pleural, peritoneal, prostatic, bronchial, and gastric secretions has also been widely reported and is discussed in detail in several articles.

literature on request

available:

Papanicolaou Stains EA 50, EA 65 and OG 6 in 100 cc. and 500 cc. bottles.
Harris Haematoxylin (Ortho) 100 cc. and 500 cc. bottles.
Vaginal Pipettes and Aspirator Bulbs for obtaining vaginal smears.
Ayre-type spatulae for obtaining cervical smears.

references:


Papanicolaou, G.N., Am. J. Clin. Path. 19: 320-322, 1949.
Fremont-Smith, N et al. New Eng. J. Med. 238: 179-181, Feb. 1948.
Wachtel Erica, and Plester J.A. J. Obs. & Gyn. of the Br. Emp., Vol. LIX, No. 3 June, 1952.
Crabbe J.G.S., B.M.J. p.1072, Nov. 15, 1952.



Pharmaceutical Limited

HIGH WYCOMBE · ENGLAND

UNIT LABORATORY FURNITURE



Standard unit sizes in metal or wood construction.

With or without service units.

Assemblies to suit clients' requirements.

Flexibility to meet changing layouts without loss of initial value.

Easy and rapid erection without costly builders' work.

GRUNDY (TEDDINGTON), LTD.,

SOMERSET WORKS, TEDDINGTON, MIDDX.

Telephone: MOLESEY 3411-2-3