

Journal of Clinical Pathology



Cover legend: Appendiceal tubular carcinoid with characteristic tubule formation and intraluminal mucin. From Matsukuma *et al*, see page 666.

Contents

Editorial

- 577 Mucinous tumours of the ovary—primary and metastatic *M K Heatley*


Reviews: miniseries on ovarian mucinous neoplasms

- 580 Mucinous tumours of the ovary *J D Naik, J Seligmann, T J Perren*
- 585 Radiological manifestations of metastasis to the ovary *F Willmott, K A Allouni, A Rockall*
- 591 Pathology of primary and metastatic mucinous ovarian neoplasms *S L S Leen, N Singh*
- 596 Immunohistochemistry in the distinction between primary and metastatic ovarian mucinous neoplasms *W G McCluggage*

Gene of the month series

- 601 Gene of the month: PTEN *D Govender, R Chetty*

Original articles

- 604 KRAS mutational status of endoscopic biopsies matches resection specimens *Q-H Yang, J Schmidt, G Soucy, R Odze, L Dejesa-Jamanila, K Arnold, C Kuslich, R Lash*
- 608  Transcriptome-level microarray expression profiling implicates IGF-1 and Wnt signalling dysregulation in the pathogenesis of thyroid-associated orbitopathy *D G Ezra, J Krell, G E Rose, M Bailly, J Stebbing, L Castellano*
- 614 Prognostic value of nuclear factor κ B expression in patients with advanced cervical cancer undergoing radiation therapy followed by hysterectomy *G Baiocchi, M D Begnami, E M Fukazawa, R A R Oliveira, C C Faloppa, L Y Kumagai, L Badiglian-Filho, A C A Pellizzon, M A C Maia, A A Jacinto, F A Soares, A Lopes*
- 619 Absence of extramural venous invasion is an excellent predictor of metastasis-free survival in colorectal carcinoma stage II—a study using tangential tissue sectioning *K Dirschmid, W Sterlacci, F Oellig, M Edlinger, Z Jasarevic, M Rhomberg, H Dirschmid, F Offner*

July 2012 Volume 65 Issue 7


- 624 The prognostic significance of early stage lymph node positivity in operable invasive breast carcinoma: number or stage *E A Rakha, D Morgan, D Macmillan*
- 631 Oligodendroglioma arising in the glial component of ovarian teratomas: a series of six cases and review of literature *N Ud Din, A Memon, K Aftab, Z Ahmed, R Ahmed, S Hassan*
- 635 Quality control by tissue microarray in immunohistochemistry *S A Tripodi, B J Rocca, L Hako, L Barbagli, S Bartolommei, M R Ambrosio*
- 638 Significance of acquired diverticular disease of the vermiform appendix: a marker of regional neoplasms? *K Kallenbach, S V Hjorth, U Engel, N H Schlesinger, S Holck*
- 643 Efficacy of an incident-reporting system in cellular pathology: a practical experience *E A Rakha, D Clark, B S Chohan, M El-Sayed, S Sen, L Bakowski, S O'Connor*
- 649 Usefulness of imprint and brushing cytology in diagnosis of lung diseases with flexible bronchoscopy *G Michels, T Topalidis, R Büttner, M Engels, R Pfister*
- 654 First case of Hb Fontainebleau with sickle haemoglobin and other non-deletional α gene variants identified in neonates during newborn screening for sickle cell disorders *D S Upadhye, D Jain, S B Nair, A H Nadkarni, K Ghosh, R B Colah*


Short reports

- 660 Comparison of the RNA-based EndoPredict multigene test between core biopsies and corresponding surgical breast cancer sections *B M Müller, J C Brase, F Haufe, K E Weber, J Budzies, C Petry, J Prinzler, R Kronenwett, M Dietel, C Denkert*
- 663 Coexistence of Gilbert syndrome with hereditary haemolytic anaemias *K Rawa, A Adamowicz-Salach, M Matysiak, A Trzemecka, B Burzynska*
- 666 Tubular carcinoids of the appendix: the CK7/CK20 immunophenotype can be a diagnostic pitfall *K E Matsukuma, E A Montgomery*

PostScript

- 670 Correspondence
- 674 Correction

 This article has been chosen by the Editor to be of special interest or importance and is freely available online.

 Articles carrying the Unlocked Logo are freely available online under the BMJ Journals unlocked scheme. See <http://jcp.bmj.com/info/unlocked.dtl>

C O P E COMMITTEE ON PUBLICATION ETHICS

This journal is a member of and subscribes to the principles of the Committee on Publication Ethics www.publicationethics.org.uk

 equator network

 recycle
When you have finished with this please recycle it