

# Journal of Clinical Pathology



Cover legend: Computer-aided diagnosis system for breast pathology.

## Contents

### Editorials

- 997** 70 years of the JCP-highly cited papers: The causal relation between human papillomavirus and cervical cancer  
*R Chetty*
- 998** Standardisation of practice for Canadian pathologists' assistants  
*M Grealish, A Wolff, J Eastwood, D Lee, PA Section of the CAP-ACP Executive Committee*

### Gene of the month

- 1001** *RGS1-1*  
*P Pal, Z Khan*

### Review

- 1010** Future-proofing pathology: the case for clinical adoption of digital pathology  
*B J Williams, D Bottoms, D Treanor*

### Original articles

- 1019** Use of key performance indicators in histological dissection  
*M Griffiths, R Gillibrand*
- 1024** Atypical aspirates of the breast: a dilemma in current cytology practice  
*S-N Yu, J Li, S-I Wong, J Y S Tsang, Y-B Ni, J Chen, G M Tse*
- 1033** Nuclear survivin expression correlates with endoglin-assessed microvascularisation in laryngeal carcinoma  
*G Marioni, G Ottaviano, R Marchese-Ragona, E Fasanaro, G Tealdo, C Zanotti, B Randon, L Giacomelli, E Stellini, S Blandamura*
- 1038** New quantitative features for the morphological differentiation of abnormal lymphoid cell images from peripheral blood  
*L Puigvi, A Merino, S Alferez, A Acevedo, J Rodellar*
- 1049** Effect of faecal calprotectin assay variability on the management of inflammatory bowel disease and potential role of faecal S100A12  
*S J Whitehead, C Ford, R M Gama, A Ali, B McKaig, J L Waldron, H Steed, M J Brookes*

## December 2017 Volume 70 Issue 12

- 1057** Effectiveness of computer-aided diagnosis (CADx) of breast pathology using immunohistochemistry results of core needle biopsy samples for synaptophysin, oestrogen receptor and CK14/p63 for classification of epithelial proliferative lesions of the breast  
*I Maeda, M Kubota, J Ohta, K Shinno, S Tajima, Y Ariizumi, M Doi, Y Oana, Y Kanemaki, K Tsugawa, T Ueno, M Takagi*
- 1063** Plasma levels of intact and cleaved urokinase plasminogen activator receptor (uPAR) in men with clinically localised prostate cancer  
*G Kristensen, K D Berg, S Lippert, I J Christensen, K Brasso, G Hoyer-Hansen, M A Roder*

### Short reports


- 1069** Identifying large indels in targeted next generation sequencing assays for myeloid neoplasms: a cautionary tale of the *ZRSR1* pseudogene  
*I KS Ng, C Ng, J J Low, L Chiu, E Seah, C H Ng, W-J Chng, B Yan, K H K Ban*
- 1074** Comparative evaluation of six chromogenic media for presumptive yeast identification  
*A Vecchione, W Florio, F Celandroni, S Barnini, A Lupetti, E Ghelardi*
- 1079** Gliosarcomas with the *BRAF* V600E mutation: a report of two cases and review of the literature  
*L Wang, J Sun, Z Li, L Chen, Y Fu, L Zhao, L Liu, Y Wei, L Teng, D Lu*
- 1084** The level of heparin-induced antibodies in correlation with the result of the flow cytometric functional assay in the patients with suspected HIT  
*E Maličev, M M Kvanka, P Klemenc, P Rožman*


### Virtual case of the month

- 1088** Unusual presentation of a skin rash  
*R Singh, D Teranno*

### PostScript

- 1089** Correspondence
- 1092** Correction

 This article has been chosen by the Editor to be of special interest or importance and is freely available online.


 Articles carrying the Unlocked Logo are freely available online under the BMJ Journals unlocked scheme. See <http://authors.bmj.com/open-access/>

 Member since 2008

This journal is a member of and subscribes to the principles of the Committee on Publication Ethics  
[www.publicationethics.org](http://www.publicationethics.org)

 equator network

 recycle  
When you have finished with this please recycle it

 The online version of this article contains multiple choice questions hosted on BMJ Learning.