

Journal of Clinical Pathology



Cover legend: Distinguishing thymoma from T-lymphoblastic leukaemia/lymphoma.

Contents

Gene of the month

- 187** Neurotrophic tropomyosin or tyrosine receptor kinase (NTRK) genes
R Chetty

Management and leadership in pathology

- 191** Opinion: redefining the role of the physician in laboratory medicine in the context of emerging technologies, personalised medicine and patient autonomy ('4P medicine')
M Orth, M Averina, S Chatzipanagiotou, G Faure, A Haushofer, V Kusec, A Machado, S A Mishah, W Oosterhuis, K Pulkeki, P J Twomey, E Wieland

- 198** Future-proofing pathology part 2: building a business case for digital pathology
B J Williams, D Bottoms, D Clark, D Treanor

- 206** Chairing an academic pathology department: challenges and opportunities
Z Gao

- 213** Revitalising an academic pathology department: lessons learnt
Z Gao, E Zorychta, J Karamchandani, R P Michel, F Brimo, C Telleria, S Camilleri-Broët, M Auger, V-H Nguyen, A Spatz

- 221** Allergy teaching is suboptimal and heterogeneous in the undergraduate medical curriculum in the UK
E F Reid, M T Krishna, C Bethune

- 225** Practical guide for the comparison of two next-generation sequencing systems for solid tumour analysis in a universal healthcare system
P Maxwell, S O Hynes, M Fuchs, S Craig, C McGready, F McLean, S McQuaid, J James, M Salto-Tellez

March 2019 Volume 72 Issue 3

- 232** Improving serum calcium test ordering according to a decision algorithm
D K Faria, L U Taniguchi, L A M Fonseca, M Ferreira-Junior, F J B Aguiar, A Lichtenstein, N M Sumita, A J S Duarte, M M Sales

- 237** The adaptation of AABACUS for quality improvement in laboratory workflow analysis ('L-AABACUS')
S Khan, C C Cheung

Original article

- 244** Assessment of in vitro effects of direct thrombin inhibitors and activated factor X inhibitors through clot waveform analysis
M Wakui, Y Fujimori, H Katagiri, S Nakamura, Y Kondo, Y Kuroda, T Nakagawa, N Shimizu, M Murata


Short reports


- 251** Distinguishing thymoma from T-lymphoblastic leukaemia/lymphoma: a case-based evaluation
P Boddu, B Thakral, A Alhurairi, N Pemmaraju, T Kadia, M Ohanian, F Ravandi, E Jabbour, W Wierda, J D Khoury, N Jain

- 258** Recurrent *MED12* exon 2 mutations in benign breast fibroepithelial lesions in adolescents and young adults
F Pareja, A Da Cruz Paula, M P Murray, T Hoang, R Gularte-Mérida, D Brown, E M da Silva, A P M Sebastiao, D D Giri, B Weigelt, J S Reis-Filho, E Brogi

PostScript

- 263** Positive association of PIK3CA mutation with KRAS mutation but not BRAF mutation in colorectal cancer suggests co-selection is gene specific but not pathway specific
S Susanti, W Fadhil, S Murtaza, J C Hassall, H O Ebili, A Oniscu, M Ilyas

 This article has been chosen by the Editor to be of special interest or importance and is freely available online.


 Articles carrying the Unlocked Logo are freely available online under the BMJ Journals unlocked scheme.
See <http://authors.bmj.com/open-access/>

C O P E
Member since 2008

This journal is a member of and subscribes to the principles of the Committee on Publication Ethics
www.publicationethics.org

 equator
network

 recycle
When you have finished
with this please recycle it

 The online version of this article contains multiple choice questions hosted on BMJ Learning.