

Journal of Clinical Pathology



Cover legend: American Joint Committee on Cancer classification for Merkel cell carcinoma and histopathological parameters that determine prognosis.

Contents

Reviews

- 329** Postmortem microbiology sampling following death in hospital: an ESGFOR task force consensus statement
J L Burton, V Saegeman, A Arribi, J Rello, L Andreoletti, M C Cohen, A Fernandez-Rodriguez, On behalf of ESGFOR Joint Working Group of the European Society of Clinical Microbiology and Infectious Diseases (ESCMID) Study Group of Forensic and Postmortem Microbiology and the European Society of Pathology.
- 337** Update on eighth edition American Joint Committee on Cancer classification for Merkel cell carcinoma and histopathological parameters that determine prognosis
C M Trinidad, C A Torres-Cabala, V G Prieto, P P Aung

Viewpoint

- 341** Measuring too much or too little in adult coeliac disease
M V Lenti, G R Corazza

Molecules in pathogenesis

- 343** Relevance of TP53 for CLL diagnostics
M A Catherwood, D Gonzalez, D Donaldson, R Clifford, K Mills, P Thornton

Original articles

- 347** International Endocervical Adenocarcinoma Criteria and Classification (IECC): correlation with adverse clinicopathological features and patient outcome
A Hodgson, E Olekhov-Mitsel, B E Howitt, M R Nucci, C Parra-Herran

May 2019 Volume 72 Issue 5


- 354** High kinesin family member 11 expression predicts poor prognosis in patients with clear cell renal cell carcinoma
Q Jin, Y Dai, Y Wang, S Zhang, G Liu
- 363** Accuracy of renal tumour biopsy for the diagnosis and subtyping of papillary renal cell carcinoma: analysis of paired biopsy and nephrectomy specimens with focus on discordant cases
S Prendeville, P O Richard, M A S Jewett, J R Kachura, J M Sweet, T H van der Kwast, C C Cheung, A Finelli, A J Evans
- 368** Detection of free intraperitoneal tumour cells in peritoneal lavage fluid from patients with peritoneal metastasis before and after treatment with pressurised intraperitoneal aerosol chemotherapy (PIPAC)
M Graversen, C Frstrup, T K Kristensen, T R Larsen, P Pfeiffer, M B Mortensen, S Detlefsen
- 373** Digital immunohistochemistry implementation, training and validation: experience and technical notes from a large clinical laboratory
B J Williams, D Jayewardene, D Treanor
- 379** Detection of *EGFR* mutations using target capture sequencing in plasma of patients with non-small-cell lung cancer
H Bai, J Xia, X Zhao, Z Gong, D Zhang, Iiven Xiong


Short report

- 386** Histopathological evaluation of scleritis
M Hankins, C E Margo

PostScript

- 391** Transformation of a splenic marginal zone lymphoma into classic Hodgkin lymphoma
T Menter, S Dinhofer, A Tzankov

 This article has been chosen by the Editor to be of special interest or importance and is freely available online.


 Articles carrying the Unlocked Logo are freely available online under the BMJ Journals unlocked scheme.
See <http://authors.bmj.com/open-access/>



Member since 2008
This journal is a member of and subscribes to the principles of the Committee on Publication Ethics
www.publicationethics.org




When you have finished with this please recycle it

 The online version of this article contains multiple choice questions hosted on BMJ Learning.