




Cover legend: **Upper Panel:** Micropapillary carcinoma. (A) Low power image demonstrating nearly exclusive micropapillary architecture often, which on high power reveals (B) multiple nests with high-grade nuclei filling lymphatic-like clear spaces. **Lower Panel:** (A) Serrated adenocarcinoma shows infiltrative glands with a serrated contour. (B) Adenoma-like adenocarcinoma resembles a villous adenoma despite extending into the wall of the colon. (C) Adenosquamous carcinoma shows an admixture of malignant squamous and glandular elements. (D) Undifferentiated carcinoma manifests as sheets of highly malignant epithelioid cells. (Case courtesy of Michael M Feely).

## Contents

### Editorial

- 363** Diagnosis and clinical relevance of uncommon subtypes of colorectal carcinoma  
*R S Gonzalez*

### Best practice

- 366** Practical guide to the use of digital slides in histopathology education  
 *B J Williams*
- 372** The difficulty with measuring the largest melanoma tumour diameter in sentinel lymph nodes  
*A E Laeijendecker, M-A El Sharouni, N Stathonikos, C P E Spoto, B A van de Wiel, E J E Eijken, M Mulder, A L Mooyaart, A Szumera-Cieckiewicz, D Mihic-Probst, D Massi, M Cook, S Koljenovic, L Alos, P J van Diest, A C J van Akkooi, W Blokx*

### Gene of the month

- 378** PHOX2B: a diagnostic cornerstone in neurocristopathies and neuroblastomas  
*M-L Windels, F Cordier, J Van Dorpe, L Ferdinande, D Creytens*



### PostScript


- 383** GPT-4 and histopathological image detection and classification of colorectal adenomas  
*H Daungsapawong, V Wiwanitkit*
- 384** Russell body typhilitis: An unusual mimicker of malignancy!  
*D Chauhan, S Goyal, P Sakhuja, U Sonika*


### Original research

- 387** Clinical, pathological, genetics and intratumoural immune milieu of micropapillary carcinoma of the colon  
*V Deshpande, S H Lee, A Crabbe, A Pankaj, A Neyaz, Y Ono, S Rickelt, S Sonal, C R Ferrone, D T Ting, D Patil, O Yilmaz, D Berger, O Yilmaz*

## June 2024 Volume 77 Issue 6

- 394** Plasma viscosity, immunoglobulins and risk of cardiovascular disease and mortality: new data and meta-analyses  
*G D O Lowe, K Harris, W Koenig, Y Ben-Shlomo, B Thorand, A Peters, C Meisinger, A Imhof, H Tunstall-Pedoe, S A E Peters, M Woodward*
- 402** Spatial resolution of renal amyloid deposits through MALDI-MSI: a combined digital and molecular approach to monoclonal gammopathies  
*G Bindi, A Smith, G Oliveira, A Eccher, S Vatrano, F Alberici, G Cazzaniga, S Galimberti, G Capitoli, F Magni, F Pagni, V L Imperio*
- 411** Unusual fusion gene rearrangements in patients with nodular fasciitis: a study of rare and novel USP6 fusion partners with a review of the literature  
 *J Balco, M Sianek, L Krskova, J Zamecnik*
- 417** Analysis of PRAME immunocytochemistry in 109 acral malignant melanoma in situ  
 *Q Miao, J Zang, X-B Shao, J-f Sun, Y-P Chen, H Chen*
- 421** Clinicopathological features of CD5-positive splenic marginal zone lymphoma  
*Y Li, G Wang, E Liu, D Zhang, Y Zhang, X Jian, W Zhao, W Li*
- Short reports**
- 426** Digital odyssey: lessons learnt from a reverse transition from a digital to a manual pathology workflow  
*A Caputo, M Angeloni, F Merolla, S Vatrano, F Ferrazzi, F Frassetto*
- 430** Rapid microdissection of tissue sections via laser ablation  
*R J N Coope, S Pleasance, P Pandoh, C Schlosser, R D Corbett, M A Marra*

 This article has been chosen by the Editor to be of special interest or importance and is freely available online.

 Articles carrying the Unlocked Logo are freely available online under the BMJ Journals unlocked scheme. See <http://authors.bmj.com/open-access/>

C O P E


Member since 2008 JM00016

This journal is a member of and subscribes to the principles of the Committee on Publication Ethics

[www.publicationethics.org](http://www.publicationethics.org)

 **recycle**

When you have finished with this please recycle it

 The online version of this article contains multiple choice questions hosted on BMJ Learning.