





































































Deaths from March 23rd 2019 -> March 22nd 2020

Case number	Death -> PM days	Sex (0=F; 1=M)	Place of death	Cause of death	Decomp (0=N; 1=Y)	BMI	Combined lung weight (g)
1	2	0	Home		0	NR	1068
2	1	1	Elsewhere		0	NR	1998
3	2	1	Home		1	17	1220
4	3	0	Home		0	24	1330
5	20	0	Home		1	22	1221
6	1	1	Hospital		0	22	1896
7	18	1	Home		1	23	475
8	10	1	Home		0	19	1370
9	10	0	Hospital		0	24	1050
10	10	1	Hospital		0	32	1314
11	19	0	Home		0	35	731
12	11	1	Home		0	23	1422
13	9	0	Home		0	26	496
14	8	1	Home		1	NR	720
15	5	0	Home		1	NR	562
16	6	1	Home		1	34	1011
17	6	1	Home		0	30	1278
18	6	1	Home		1	36	1074
19	3	0	Home		0	26	1056
20	7	0	Home		0	38	908
21	3	1	Home		1	27	1565
22	4	1	Hospital		0	31	2476
23	4	1	Hospital		0	16.9	NR
24	3	1	Hospital		0	27.3	2159
25	8	1	Home		0	15.7	729
26	6	0	Elsewhere		0	29	1321
27	12	1	Hospital		0	19	1802
28	7	0	Home		0	31	1232
29	4	1	Hospital		0	33	1868
30	2	1	Home		0	22	1044
31	1	1	Elsewhere		0	NR	1368
32	5	1	Home		0	27	1368

33	8	0	Home		1	17	780
34	8	1	Home		0	30	1160
35	4	0	Home		0	36	1078
36	4	1	Hospital		0	28	1466
37	2	0	Hospital		0	30.2	1123
38	6	1	Elsewhere		0	35	1304
39	3	1	Home		0	29	1508
40	2	1	Home		0	18	642
41	6	0	Hospital		0	29	1608
42	6	0	Hospital		0	NR	1480
43	9	0	Home		1	23	896
44	1	1	Home		0	29	1574
45	3	0	Home		1	30	898
46	3	0	Home		0	24	565
47	9	1	Hospital		0	27	1365
48	4	0	Hospital		0	22.5	1171
49	3	1	Hospital		0	28	2406
50	3	0	Home		0	19	914
51	5	1	NFA		0	21	968
52	4	1	Home		0	25	1780
53	3	0	Home		0	16	543
54	3	1	Hospital		0	22.7	1230
55	6	1	Hospital		0	51.4	1591
56	3	0	Home		1	20	657
57	2	1	Home		0	21	1153
58	4	1	Home		0	26	1078
59	9	0	Hospital		0	26	1015
60	6	1	Home		0	35	1330
61	6	0	Home		1	41	1187
62	25	0	Hospital		0	32	1577
63	3	1	Hospital		0	24	1187
64	7	1	Hospital		0	25	1354
65	3	1	Home		0	25	1670
66	4	1	Home		0	25	1255
67	11	0	Hospital		0	28	1238
68	11	0	Hospital		0	22	836

69	4	1	Hospital	0	32	2363
70	6	1	Home	0	33	1682
71	8	1	Hospital	0	27.7	1269
72	6	1	Hospital	0	27	NR
73	4	0	Hospital	0	29	2710
74	3	1	Home	0	19.5	1048
75	3	0	Hospital	0	17	1047
76	3	1	Elsewhere	0	28	438
77	3	0	Home	1	32	728
78	7	0	Hospital	0	22	588
79	4	1	Elsewhere	0	33.9	1488
80	5	0	Hospital	0	39	372
81	10	0	Hospital	0	49	1038
82	6	0	Hospital	0	22	1288
83	5	0	Home	0	21	1282
84	2	0	Hotel	0	27	940
85	8	1	Hospital	0	20.1	846
86	7	1	Home	0	30	1732
87	4	0	Home	1	17.8	363
88	10	0	NFA	0	23	1308
89	8	0	Home	0	20	1981
90	0	1	Home	1	20	1064
91	5	1	Home	0	32	1407
92	1	1	Hospital	0	30	NR
93	13	0	Hospital	0	27.9	651
94	4	0	Home	0	17	2120
95	4	1	Hospital	0	24	1048
96	3	1	Home	0	33.8	1492
97	9	1	Hospital	0	15	1004
98	8	0	Home	0	16	776
99	7	1	Home	1	27	1174
100	10	1	Hospital	0	32	894
101	4	1	Home	0	28	1696
102	14	0	Not recorded	0	26	717
103	13	1	Hospital	0	24	1574
104	0	0	Home	0	20	820

105	6	1	Home	0	32	1312
106	5	0	Home	0	23	2224
107	5	0	Home	0	30	864
108	5	1	Hospital	0	50	1786
109	5	0	Hospital	0	34	1919
110	11	1	NFA	0	22	942
111	6	1	Hospital	0	51	2023
112	11	1	Hospital	0	16.7	1302
113	7	0	Hospital	0	23	1159
114	5	0	Home	0	30.5	1431
115	4	1	Home	1	30	812
116	6	1	Hospital	0	16	1612
117	3	1	Home	0	27	1268
118	6	1	Hospital	0	27	2502
119	6	0	Home	1	25	800
120	1	0	Home	0	27.6	1187
121	4	0	Home	0	43	1065
122	8	0	Hospital	0	19	736
123	8	0	Home	1	25	606
124	8	0	Home	1	19	1160
125	10	1	Hospital	0	16	1626
126	12	1	Hospital	0	20	1223
127	11	1	Hospital	0	23.2	1567
128	7	0	Hospital	0	30	1866
129	6	1	Home	0	38	1353
130	3	1	Home	0	28	1072
131	7	1	Home	0	NR	NR
132	6	0	Home	0	72.6	1156
133	6	1	Home	1	26	774
134	5	0	Home	0	NR	1088
135	5	0	Hospital	0	39.8	1736
136	5	1	Hospital	0	21	2154
137	4	1	Hospital	0	24	1390
138	3	1	Home	0	21.5	970
139	3	0	Home	0	22	1316
140	2	0	Home	0	19	802

141	4	1	Home	1	26	1198
142	10	0	Hospital	0	27	1984
143	2	0	Home	0	18.5	1229
144	9	0	Home	0	20.7	768
145	6	1	Home	1	25.4	1240
146	13	0	Hospital	0	34	1266
147	2	0	Home	0	40	1126
148	5	0	Hospital	0	38.4	1355
149	5	1	Hotel	0	32.3	1508
150	8	1	Home	1	31.5	859
151	11	0	Hospital	0	NR	NR
152	5	1	Hospital	0	19.5	1440
153	3	1	Not recorded	0	16	746
154	3	0	Hospital	0	35.6	2480
155	6	1	Hospital	0	51.9	1203
156	3	1	Home	1	29	1054
157	3	1	NFA	0	31	1129
158	4	1	Elsewhere	0	30	1616
159	3	1	Elsewhere	0	27	1682
Total cases	159				Drug/EtOH-related 21	0.132
					Presumed Suicide 9	0.057
Total M	88	0.553			Otherwise unnatural (2	0.013
Total F	71	0.447			Unascertained 5	0.031
Mean BMI	27.3				Not recorded 1	0.006
Mean Lung weight	1262				Natural 121	0.761
Marked decomposition	26	0.164				
Decomp at home	26	0.317			Total "unnatural"	32 0.201
Mean BMI decomp	26.0					
Mean decomp lung weight	927					
No marked decomposition	133					
Mean Death to PM date	5.95					

% Decomp = 80%

Place of death:

Elsewhere	8	0.050	0.088
NFA	4	0.025	
Not recorded	2	0.013	
Hotel	2	0.013	
Hospital	61	0.384	
Home	82	0.516	
Not in Hospital	96	0.604	
Other	14		
Not recorded	2		
Winter 21/12 to 20/0337		0.233	
Summer 21/06 to 20/ 45		0.283	