





Deaths from March 23rd 2020 -> March 22nd 2021

Case number	Death -> PM days	Sex (0=F; 1=M)	Place of death	Cause of death	Decomp (0=N; 1=Y)	BMI	Combined lung weight (g)
1	6	0	Home		0	31	1542
2	7	1	Home		0	24	980
3	13	0	Home		0	21	1082
4	1	1	Home		1	NR	1070
5	15	0	Home		0	22	866
6	11	1	Home		0	30	1706
7	7	0	Home		0	16	314
8	5	1	Home		0	24	1310
9	7	0	Home		0	30	722
10	5	1	Home		0	26	598
11	4	0	Home		1	15.5	458
12	14	1	Elsewhere		1	23	1782
13	2	0	Home		0	20	1110
14	5	1	Home		0	26	1610
15	3	1	Elsewhere		0	21	1968
16	8	0	Home		0	22	1042
17	8	1	Home		0	29	1142
18	8	1	Hospital		0	23	1804
19	7	1	Home		0	26.6	1408
20	4	1	Home		0	28	1542
21	7	0	Home		0	25	1342
22	10	1	Hospital		0	33	1850
23	7	1	Home		0	33	1092
24	11	1	Home		0	30	2010
25	9	1	NFA		0	24	1586
26	8	0	Home		0	51	1232
27	10	1	Home		1	15	548
28	11	0	Home		0	21	NR
29	7	1	Home		0	25	1666
30	6	0	Home		0	37	850

31	6	1	Elsewhere	0	30	910
32	4	0	Home	0	16	828
33	5	1	Home	0	20	1241
34	4	1	Elsewhere	0	27	1756
35	3	1	Home	0	41	1140
36	6	0	Elsewhere	0	23	764
37	5	0	Home	1	22	1854
38	15	0	Hospital	0	20	1460
39	8	1	Home	1	22	360
40	6	0	Hospital	0	33	1932
41	5	0	Home	0	38	1058
42	5	0	Hotel	0	52	1234
43	3	1	Elsewhere	0	22	1420
44	3	1	Home	0	30	NR
45	5	1	Hospital	0	30	1614
46	5	1	Home	0	43	1226
47	5	1	Hospital	0	15.2	1778
48	5	0	Home	0	31	1462
49	8	1	Home	1	22	532
50	3	0	Home	1	38	1354
51	8	0	Home	1	19	651
52	7	1	Hospital	0	28	2079
53	4	1	Home	0	32	1924
54	7	1	Home	1	31	903
55	3	1	Home	1	28	1116
56	9	0	Home	0	17	804
57	6	0	Home	1	34	831
58	16	1	Home	0	25	1134
59	4	0	Home	0	22	1050
60	13	1	Home	1	12	304
61	13	1	Home	1	23	1646
62	13	1	Home	0	28	1172
63	8	1	Home	0	33	1299
64	7	1	Home	1	41	1813

65	6	0	Home		0	20	1532
66	6	0	Home		1	20	688
67	8	1	Home		1	17.6	834
68	11	1	Hospital		0	30	1607
69	8	0	Hospital		0	69	1820
70	6	1	Home		1	21.3	384
71	6	0	Home		1	24	676
72	4	0	Hotel		0	32	1130
73	5	1	Home		0	35	2322
74	5	1	Home		1	28	951
75	2	0	Home		0	44	792
76	6	1	Home		1	22	1079
77	5	1	Home		0	35	1542
78	4	0	Hotel		0	31.5	1055
79	9	0	Hospital		0	15.2	1023
80	6	0	Hospital		0	19	1112
81	5	1	Hotel		0	26	1486
82	11	0	Hospital		0	28.7	1484
83	10	1	Home		1	24.7	800
84	2	1	Home		0	23	922
85	11	1	Home		0	24	1573
86	6	0	Home		1	32.8	855
87	6	1	Home		1	48	1392
88	19	0	Hospital		0	NR	NR
89	10	1	Hospital		0	30.1	1255
90	14	1	Home		0	13.4	330
91	12	1	Hospital		0	26.8	1463
92	18	0	Hospital		0	35.7	1520
93	14	1	Hospital		0	NR	NR
94	19	1	Hospital		0	25	2018
95	15	0	Hospital		0	23.9	1261
96	13	1	Home		1	35.5	1192
97	19	0	Home		0	19.1	1615
98	11	0	Home		1	22.7	964

99	10	1	Home	0	26.1	932
100	4	1	Home	0	26.8	NR
101	7	0	Home	1	NR	625
102	10	1	Home	1	20.9	NR
103	6	0	Home	1	26.7	654
104	5	1	Home	0	34.3	1200

Total recorded cases	104		Welch T test	Drug/EtOH-related	11	0.106	
Total M	61	0.587		Presumed Suicide	11	0.106	
Total F	43	0.413		Otherwise unnatural	0	0.000	
Mean BMI	27.4		0.962	Unascertained	5	0.048	% Decomp = 100%
Median BMI	26.0			Not recorded	1	0.010	
IQR BMI	9.1			Natural	76	0.731	
Mean Lung weight	1214		0.482				
Median Lung weight	1182						
IQR Lung weight	667						
Marked decomposition	29	0.279		Total "unnatural"	22	0.212	
Decomp at home	28	0.378					
Mean BMI decomp	25.5		0.829				
Mean decomp lung weight	940		0.898				
Mean Death to PM days	7.76		0.0004				
Median death to PM	7.00						
IQR Death to PM	5						
No marked decomposition	75						
Place of death:				Decomp at home	1.193		

Change in frequency of death type 2019 -> 2020:

Elsewhere	6	0.058	Total decomp	1.705
NFA	1	0.010	Presumed Suicides	1.869
Not recorded	0	0.000	Drug	0.801
Hotel	4	0.038	Death at home	1.380
Hospital	19	0.183	Death in hospital	0.476
Home	74	0.712	Death not in hospita	1.354
Not in Hospital	85	0.817	"Unnatural"	1.051
Other	11		Unascertained	1.529
Not recorded	0			
Winter 21/12 to 20/3	20	0.192		
Summer 21/6 to 20/9	28	0.269		

Decomp table	Decomp	Not Decomp	Total	χ^2 value	$\alpha = 0.05, DF = 1$	3.841
Observed	29	75	104	10.112	p value	0.001
Expected	17	87	104			
Home table	Home	Not Home	Total			
Observed	74	30	104	15.967	0.0001	
Expected	54	50	104			
Decomp @ Home	Decomp	Not Decomp	Total			
Observed	28	46	74	1.284	0.257	
Expected	23	51	74			
Hospital table	Hospital	Not Hospital	Total			
Observed	19	85	104	17.761	0.00003	
Expected	40	64	104			
Hotel table	Hotel	Not Hotel	Total			
Observed	4	100	104	5.610	0.018	
Expected	1	103	104			

NFA table	NFA	Not NFA	Total		
Observed	1	103	104	1.024	0.311
Expected	3	101	104		
Elsewhere table	Elsewhere	Not elsewhere	Total		
Observed	6	98	104	0.118	0.731
Expected	5	99	104		
Unnatural table	Unnatural	Not Unnatural	Total		
Observed	22	82	104	0.068	0.794
Expected	21	83	104		
Unascertained table	Unascertained	Ascertained	Total		
Observed	5	99	104	0.944	0.331
Expected	3	101	104		
Drug/EtOH table	Drug/EtOH	Not Drug/EtOH	Total		
Observed	11	93	104	0.628	0.428
Expected	14	90	104		
Presumed suicides	Suicide	Not suicide	Total		
Observed	11	93	104	4.708	0.030
Expected	6	98	104		
Sex table	Male	Female	Total		
Observed	61	43	104	0.460	0.497
Expected	58	46	104		
Season table	Summer	Winter	Spring/Fall	Total	
Observed	28	20	56	104	1.430
Expected	29	24	50	104	0.4893